



## SAMPLE LESSON PLANS

### Health Smart Virginia - Sample Lesson Plan

#### Grade 7- Violence Prevention/Healthy Relationships

#### Unit 4

#### SOLs:

- 7.1u Explain how bullying and harassment affects health and safety.
- 7.3s Create a campaign to prevent bullying in school and online.

**Title:**        **Stop it! Campaign to stop bullying – Summative Lesson**

#### Objectives/ Goals:

- The student will explain how bullying and harassment affect health and safety. (7.1u)
- The student will create a campaign to cope with and prevent bullying in school and online. (7.3s)

#### Materials:

- Cyberbullying: KidsHealth-TeensHealth.org/en/teens/cyberbullying.html
- Dealing With Bullying <http://teenshealth.org/en/teens/bullies.html>
- Someone is Spreading Rumors About Me. What can I do?  
<http://teenshealth.org/en/teens/rumors.html?view=ptr&WT.ac=t-ptr>

## Procedure:

### Lesson opening

1. Review lesson 9 Formative
  - a. Effects of bullying
  - b. What to do/What not to do about bullying

### During the lesson

2. Stop it! Campaign to stop bullying.
  - a. Using a variety of self-designed templates or those included below (**L9.4-9.7S**). Write the title: What to do about bullying.
  - b. Using the What to do when being bullied statements (**L9.1S**), and the effects of bullying (**L9.2S**) select one bullying statement and one effect of bullying and write them on the template. Be creative! Decorate and place throughout the school in an effort to help victims cope with a bully in a healthy way.
3. Formative assessment: Students place the red rectangle on top if they do not know what to do, the yellow on top if they have a question, and the green on top if they understand the assignment and are working well. (**L9.3S** Used formatively)

### Lesson closing

4. A few minutes before the end of class, direct the students to put away all their materials. Ask the review questions:
  - a. Name one way bullying effects the body? (7.1u)
  - b. Name one effect of bullying on the bully. (7.1u)
  - c. Name one thing a teen can do if being bullied. (7.3s)

## Assessments

- Formative: Red, Yellow, Green rectangles
- Summative: What to do statements on the templates
- Summative: Rubric

## References

- [TeensHealth.org/en/teens/cyberbullying.html](http://TeensHealth.org/en/teens/cyberbullying.html)
- KidsHealth: Cyberbullying-  
<http://kidshealth.org/en/teens/cyberbullying.html?WT.ac=t-ra>
- KidsHealth: Dealing with Bullying-  
<http://kidshealth.org/en/teens/bullies.html?WT.ac=t-ra>

## Sources:

- Mary Connolly
- Michigan Model for Health: Safe and Sound for Life, Lesson 10

## What To Do About Bullying



### What to do

**Tell an adult**

**Try to avoid being alone**

**Ignore the bully and confidently walk away**

**Hold the anger because the bully wants you to get angry.**

**Use your wits! Try using humor. It may confuse the bully and you get to leave confidently.**

**Take charge of your life! Get involved in activities that make you feel good about yourself.**

**Talk about the bullying to a trusted adult or friend who can give you support.**

**Find your true friends and share your feelings about what is happening.**

**Don't get physical.**

**Practice confidence**

KidsHealth: Dealing with Bullying-  
<http://kidshealth.org/en/teens/bullies.html?WT.ac=t-ra>

# Effects of Bullying

School work: quality decreases



Body systems: stomach ache

Going to the cafeteria: Reluctant to go to the

cafeteria, afraid.




Mental health: Jumpy, anxious, sad, depressed, stressed, no energy



Sleep: Trouble sleeping




**Red, Yellow, Green Formative Assessment Cards**




## Template

**Directions:** Using the *What to do when being bullied* statements, and the *effects of bullying* handout, select one bullying statement and one effect of bullying and write them on the template. Be creative! Decorate and place throughout the school in an effort to help victims cope with a bully and stop the bullying.



Template


**Directions:** Using the *What to do when being bullied* statements, and the *effects of bullying* handout, select one bullying statement and one effect of bullying and write them on the template. Be creative! Decorate and place throughout the school in an effort to help victims cope with a bully and stop the bullying.





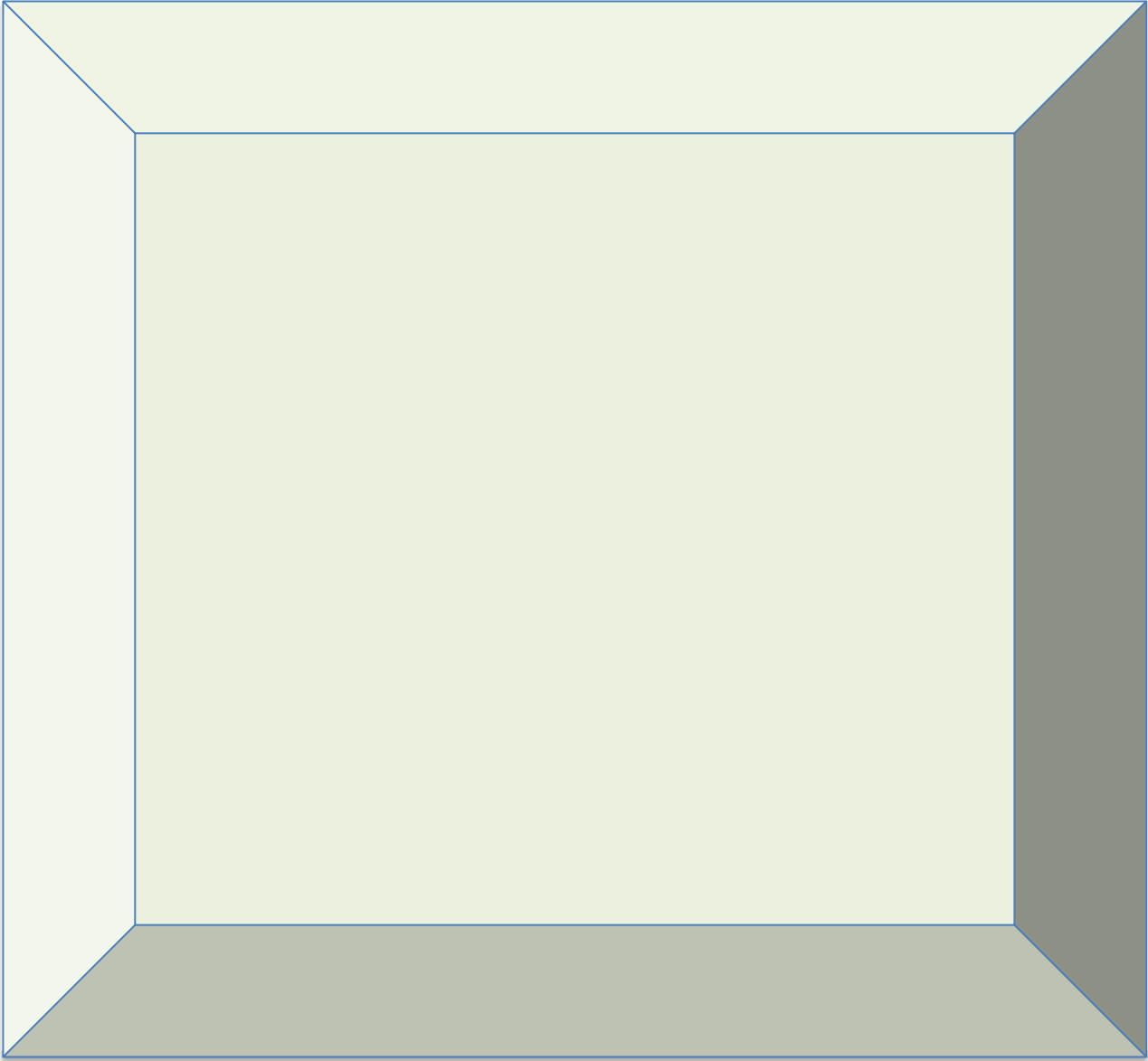
## Template

**Directions:** Using the *What to do when being bullied* statements, and the *effects of bullying* select one bullying statement and one effect of bullying and write them on the template. Be creative! Decorate and place throughout the school in an effort to help victims cope with a bully and stop the bullying.



# Template

**Directions:** Using the *What to do when being bullied* statements, and the *effects of bullying* handout, select one bullying statement and one effect of bullying and write them on the template. Be creative! Decorate and place throughout the school in an effort to help victims cope with a bully and stop the bullying.



## Rubric to score the performance task

Score and comments	Standard	4	3	2	1	0
	7.1u Explain how bullying and harassment affects health and safety.	The explanation of how bullying effects health is accurate.	The explanation of how bullying effects health is mostly accurate.	The explanation of how bullying effects health has a few inaccuracies.	The explanation of how bullying effects health is inaccurate.	Not enough evidence to score
	7.3s Create a campaign to prevent bullying in school and online.	The creation of the campaign message to prevent bullying is accurate.	The creation of the campaign message to prevent bullying is mostly accurate.	The creation of the campaign message to prevent bullying has a few inaccuracies.	The creation of the campaign message to prevent bullying is inaccurate.	Not enough evidence to score

Score: Total points/Total possible points x 95%=

Total

### Non-Standards criteria

Score and comments	Criteria	4	3	2	1	0
	One picture for each template signal.	The picture are accurate depictions of the criteria.	The picture is a mostly accurate depictions of the criteria.	The picture has some inaccurate depictions of the criteria.	The picture is an inaccurate depictions of the criteria.	No evidence observed.
	Template spelling	The spelling on the template is correct.	The spelling on the template is mostly correct.	The spelling on the template has a few errors.	The spelling on the template is mostly incorrect.	No evidence observed.
	Template grammar	The grammar on the template is correct.	The grammar on the template is mostly correct.	The grammar on the template has a few errors.	The grammar on the template is mostly incorrect.	No evidence observed.

Score: Total points/Total possible points x 5%=

Total

Standards total\_\_\_\_\_

Non-standards total\_\_\_\_\_

Grade\_\_\_\_\_