


# Fire & Life Safety Activity Book



Join Dottie the dalmatian and her friends as they learn about fire safety!



Visit [www.vafire.com](http://www.vafire.com) for more safety tips and activities



**Draw a picture for Dottie the  
dalmatian of you practicing  
fire safety!**

# Learn about escape plans!

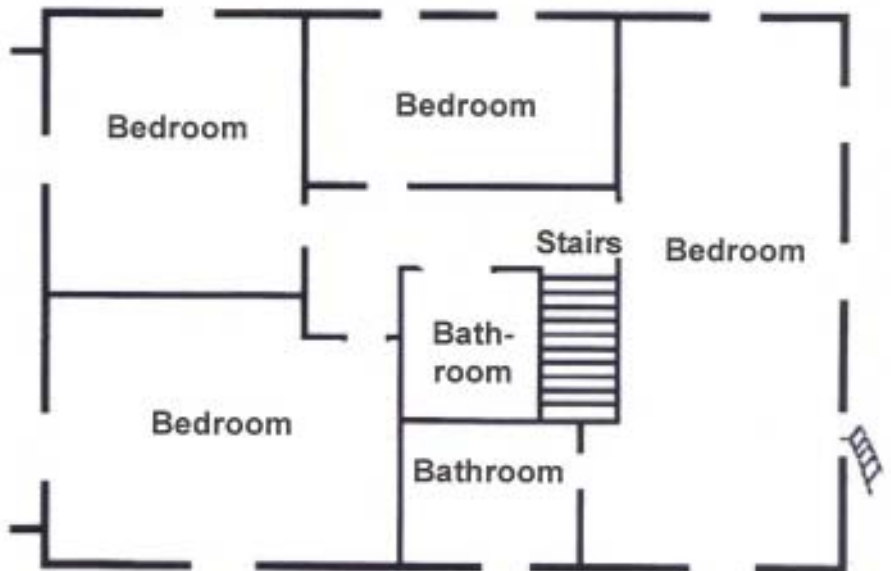


Help Polly the puppy plan an escape route!

Remind her:  
**Don't Hide...  
Get Outside!**




- Draw smoke alarms where they should be.
- Use dark arrows to show primary exits (doors).
- Use dotted arrows to show secondary exits.
- Use the symbols on the Fire Escape Plan Key



**Practice your home fire drills regularly  
and know at least TWO ways out!**

# Make your own home escape plan!

Following Dottie the  
dalmatian's rules create  
your home fire  
escape plan!




1. Use the space below to draw the floor plan of your home.
2. Label each room and show all exits.
3. Make sure you show at least 2 ways out of each room.
4. Decide on a meeting place with your family and draw it on your plan.
5. Practice fire drills regularly with your family.

A large, empty white rectangular box with a black border, intended for the student to draw their home fire escape plan. The box is positioned below the list of instructions.

# Buster the beagle smells smoke!




Help him use his escape plan to meet  
his friends at their meeting place,  
the mailbox.



# Crawl low under smoke!

Draw a picture of yourself crawling low under the smoke, just like Max the mutt!



**Remember to stay low and go when there is smoke!  
The air near the floor is better!**

# Reporting an emergency!

Show Tommy the terrier what to do in an emergency by pretending to report an emergency at your home!



## Reporting an Emergency

Call: \_\_\_\_ \_\_\_\_ \_\_\_\_

Speak slowly and clearly

Say: "My name is \_\_\_\_\_."

"I want to report an emergency at \_\_\_\_\_."

"The phone number I'm calling from is \_\_\_\_\_."

"The emergency is \_\_\_\_\_."

**When making a home escape plan put a family member in charge of calling 911!**

# Smoke alarm safety!



---

Chip the chow chow hears a smoke alarm beeping!  
Can you make this sound?  
What should Chip do?



# Stop, Drop & Roll!

Help Stacey the springer spaniel learn about stop, drop & roll! Use the words below to fill in the blanks showing Stacey the proper way to stop fire from spreading on your clothes.

If your clothes are on fire you should:

**Roll**  
**Stop**  
**Drop**



---



---



---

# Word game!

Use the pictures to fill in the blanks.  
Then use the circled letters to fill in  
the rest of Randy the retriever's  
sentence below!



○ \_\_\_\_\_



\_\_\_\_\_ ○



○ \_\_\_\_\_



\_\_\_\_\_ ○



\_\_\_\_\_ ○



○ \_\_\_\_\_



\_\_\_\_\_ ○

Randy says:

“Firefighters are our \_\_\_\_\_”

# What is a toy?



Show Sam the sheepdog what toys he can play with and what are not toys that he should leave alone. Circle the items that are toys and cross out things that are not toys.



# Word Search!

Help Henry the hound dog search  
for the words listed below!



Find and circle the following words:

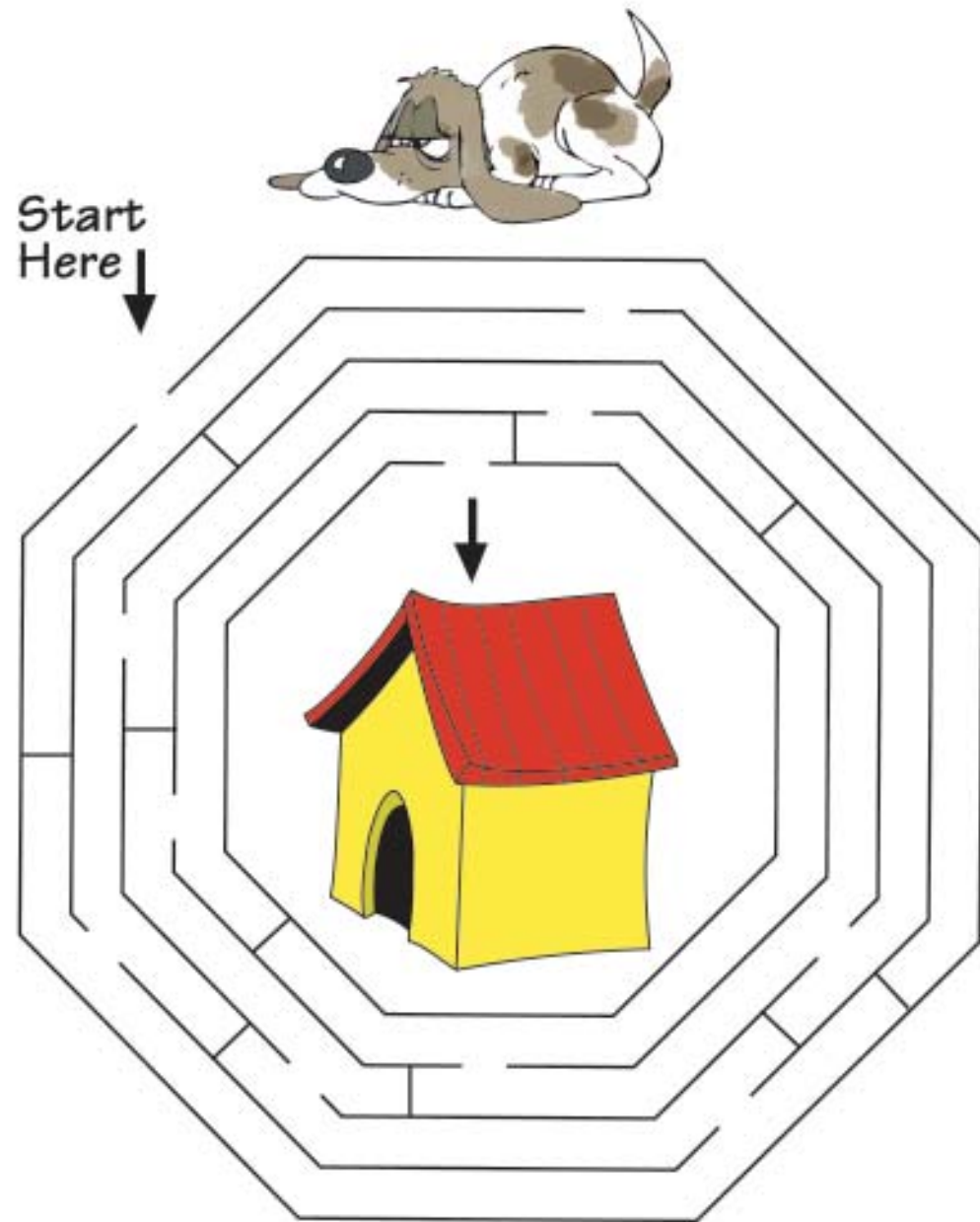
Burn  
Candles  
Crawl  
Doors  
Escape Plan  
Exits  
Family

Fire  
Flashlight  
Gasoline  
Hot  
Lighter  
Matches  
Meeting Place

Neighbors  
Rescue  
Safety  
Sleeping  
Stove  
Smoke Alarm

# Maze Craze!

Bobby the basset hound is tired after his long day of learning about fire safety. Help him get back to his dog house so he can get a good night's rest!




Be fire safe!



### **Dottie the Dalmatian's Fire Safety Five to Stay Alive!**

1. Have a family escape plan and practice it often
2. Smoke alarms save lives
3. Never re-enter a burning building
4. Do not play with matches
5. When you see smoke, stay low and go

[www.vafire.com](http://www.vafire.com)



On \_\_\_\_\_, 200\_\_\_\_  
(date)

\_\_\_\_\_  
(name)

has proven to Dottie the  
dalmatian and her  
friends to be  
fire safe!



Dottie

